

2
2AL HCUB

2CH AL HORIZONTAL CLADDING U-BRACKET

RESYSTA PROFILE WITH ALUMINUM INSERT (FPI 7038/3.5)



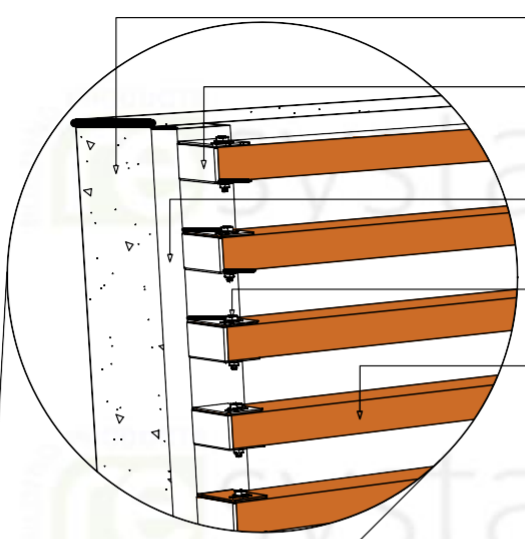
NOTE
THIS DRAWING IS AN INSTRUMENT OF SERVICE, IS THE PROPERTY OF RESYSTA AND AS SUCH MUST NOT BE REPRODUCED OR COPIED IN PART OR IN WHOLE WITHOUT THE PERMISSION OF THE AUTHOR.

TITLE
2CH AL - U Bracket HORIZONTAL CLADDING DETAIL

SPECIFICATION
TYPICAL DRAWING DETAIL
CAD BY: C.R.E.
CHECKED BY:


SHEET CONTENT
PERSPECTIVE
TOP VIEW
FRONT ELEVATION
SIDE ELEVATION
MULTI-BOARD SIDE ELEVATION

SHEET SIZE	DRAWING NO.	CONTINENT
A3	2AL-HCUB-2.1	RESYSTA ASIA
DATE	REVISION	
27.02.23	0	



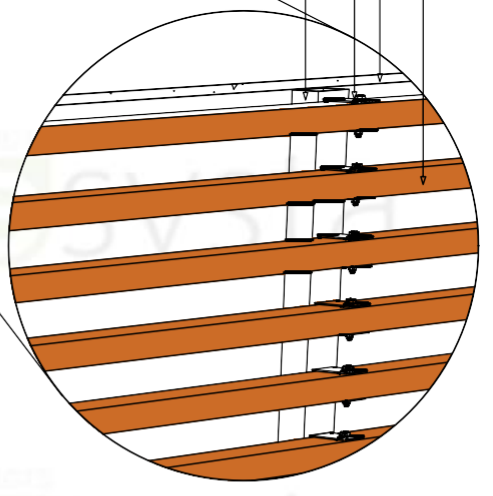
- EXISTING WALL
- Hollow Cap
- SUBSTRUCTURE BY OTHERS
- U/B 7038 Aluminum U-Bracket with Bolt, washer and nut
- FPI 7038/3.5 Cladding 2 Channels Thick Al

DETAIL - 2.0
MIDDLE PART



PERSPECTIVE

- FPI 7038/3.5 Cladding 2 Channels Thick Al
- EXISTING WALL
- U/B 7038 Aluminum U-Bracket with Bolt, washer and nut
- SUBSTRUCTURE BY OTHERS



DETAIL - 1.0
END PART

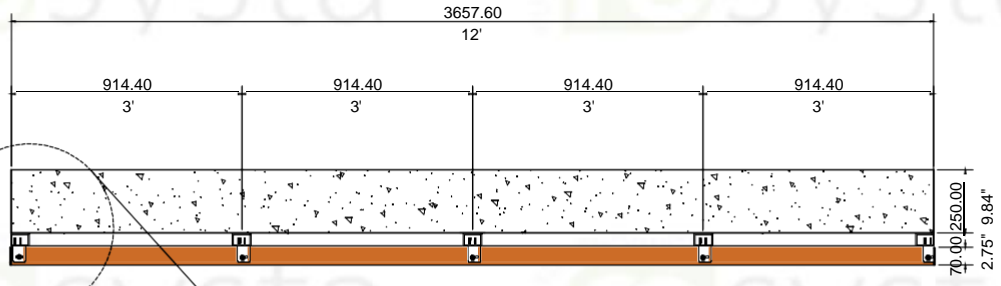
SUB-DETAIL
2AL HCUB 2.2
N.T.S

DIMENSION LEGEND	
Millimeter (mm)	
Inches (") / Foot (')	

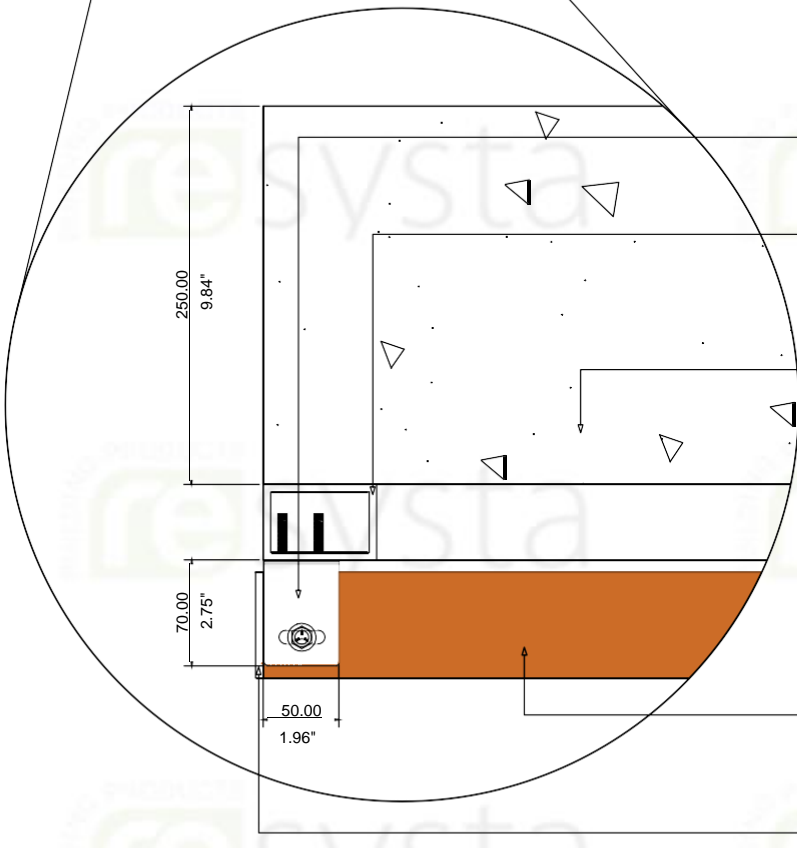


NOTE
THIS DRAWING AS AN INSTRUMENT OF SERVICE, IS THE PROPERTY OF RESYSTA AND AS SUCH MUST NOT BE REPRODUCED OR COPIED IN PART OR IN WHOLE WITHOUT THE PERMISSION OF THE AUTHOR.

TITLE	SHEET CONTENT	CONTINENT
2CH AL - U BRACKET HORIZONTAL CLADDING SUB-DETAIL	PERSPECTIVE	RESYSTA ASIA
	DETAIL -1.0	
	DETAIL -2.0	
SPECIFICATION	DRAWING NO.	DATE
TYPICAL DRAWING DETAIL	2AL-HCUB-2.2	27.02.23
	CAD BY:	CHECKED BY:
	C.R.E	



TOP VIEW



DETAIL - 3.0

SUB-DETAIL
 2AL HCUB 2.3
 N.T.S

DIMENSION LEGEND	
	Millimeter (mm)
	Inches (") / Foot (')



NOTE
 THIS DRAWING AS AN INSTRUMENT OF SERVICE, IS THE PROPERTY OF RESYSTA AND AS SUCH MUST NOT BE REPRODUCED OR COPIED IN PART OR IN WHOLE WITHOUT THE PERMISSION OF THE AUTHOR.

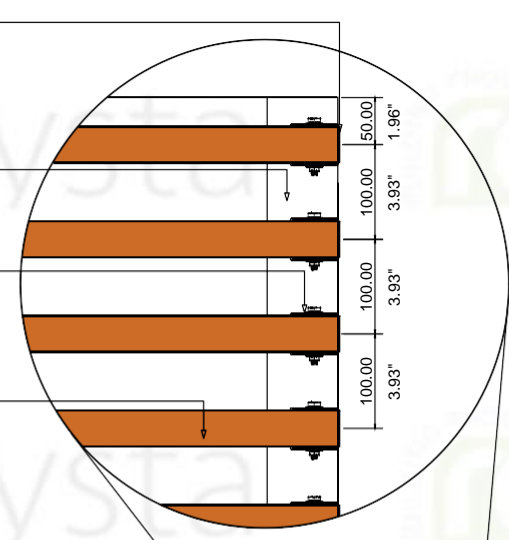
TITLE	SHEET CONTENT	CONTINENT
2LH AL - U BRACKET HORIZONTAL CLADDING SUB-DETAIL	TOP VIEW	RESYSTA ASIA
	DETAIL - 3.0	
SPECIFICATION	DRAWING NO.	DATE
TYPICAL DRAWING DETAIL	2AL-HCUB-2.3	27.02.23
	CAD BY: C.R.E	CHECKED BY:

Hollow Cap

SUBSTRUCTURE BY OTHERS

U/B 7038 Aluminum U-Bracket with Bolt, washer and nut

FPI 7038/3.5 Cladding 2 Channels Thick Al

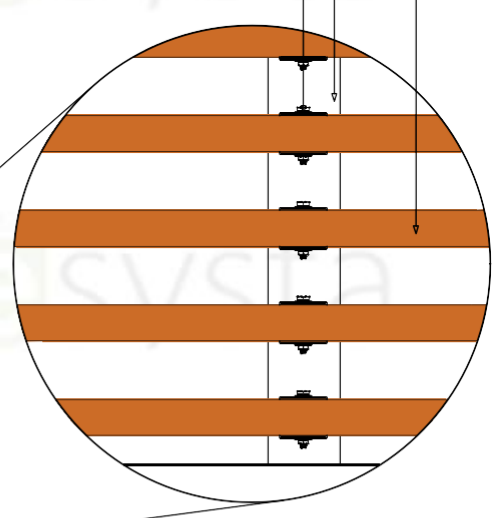


DETAIL - 4.0

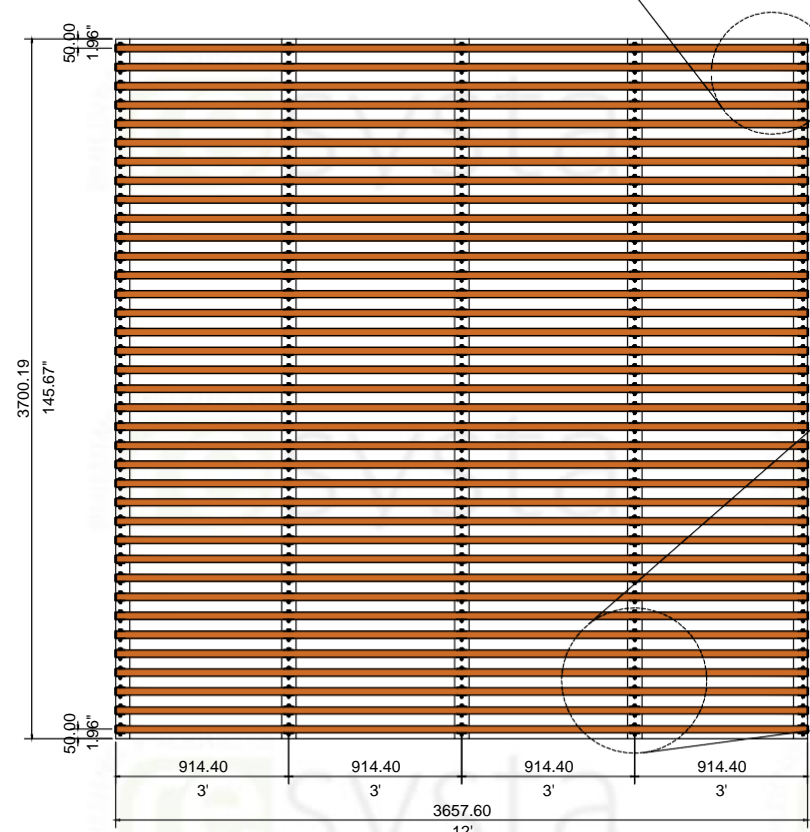
FPI 7038/3.5 Cladding 2 Channels Thick Al

SUBSTRUCTURE BY OTHERS

U/B 7038 Aluminum U-Bracket with Bolt, washer and nut



DETAIL - 5.0



FRONT ELEVATION

SUB-DETAIL
2AL HCUB 2.4
N.T.S

DIMENSION LEGEND	
Millimeter (mm)	
Inches (") / Foot (')	



NOTE

THIS DRAWING AS AN INSTRUMENT OF SERVICE, IS THE PROPERTY OF RESYSTA AND AS SUCH MUST NOT BE REPRODUCED OR COPIED IN PART OR IN WHOLE WITHOUT THE PERMISSION OF THE AUTHOR.

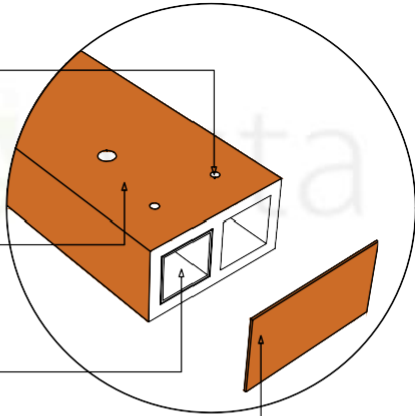
TITLE	SHEET CONTENT	CONTINENT
2CH AL - U BRACKET HORIZONTAL CLADDING SUB-DETAIL	FRONT ELEVATION	RESYSTA ASIA
	DETAIL - 4.0	
	DETAIL - 5.0	
SPECIFICATION	DRAWING NO.	DATE
TYPICAL DRAWING DETAIL	2AL-HCUB-2.4	27.02.23
	CAD BY: C.R.E	CHECKED BY:

3.18mm Diameter hole for every chamber for ventilation

FPI 7038/3.5 Cladding 2 Channels Thick Al

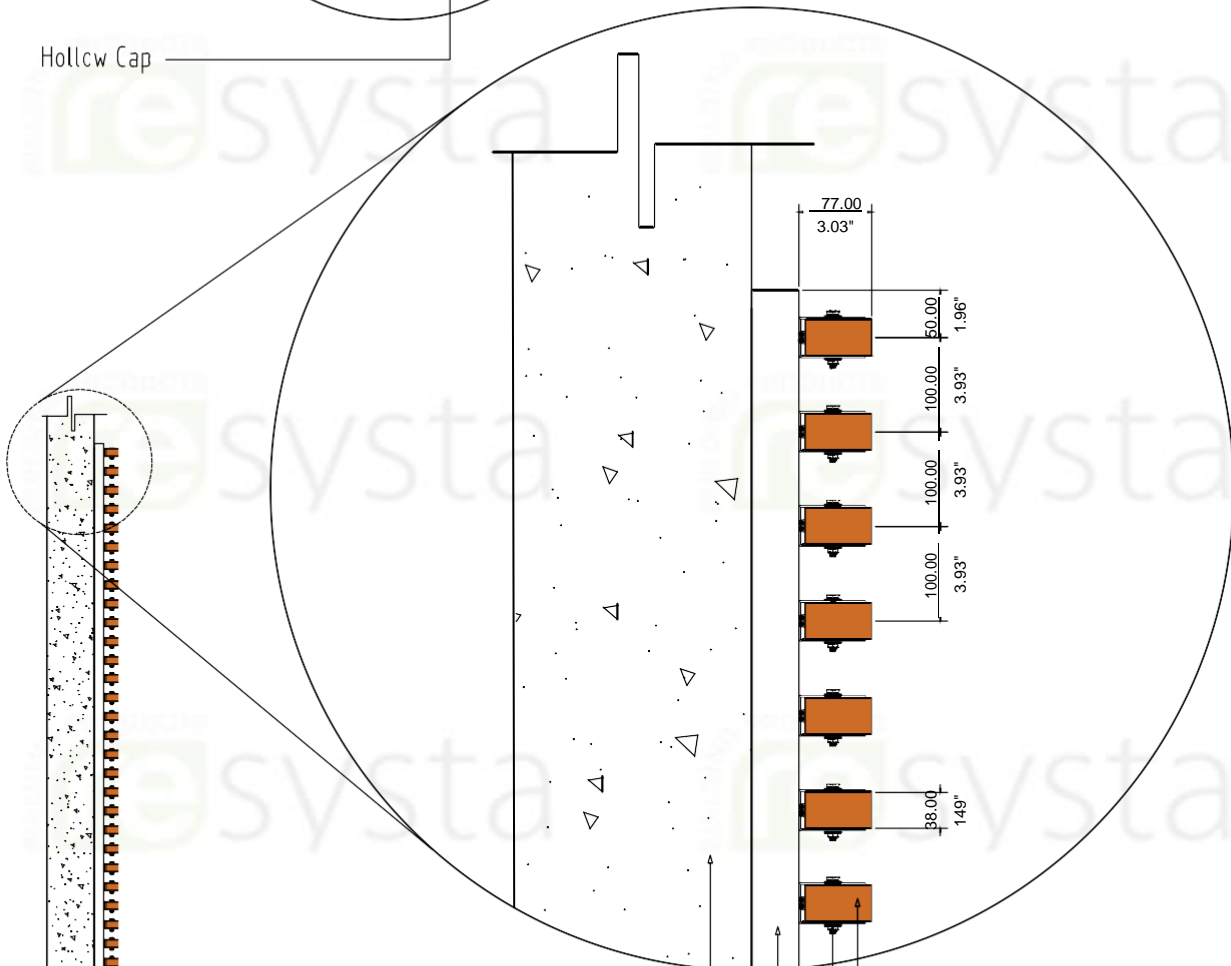
Aluminum Insert

Hollow Cap



NOTE:

If applying veneer caps to both ends of the FPI 7038/3.5 you'll need to drill a 3.18mm minimum diameter hole in every chamber to allow for ventilation. The location of the holes will depend on the Client's discretion based on the actual project conditions.



SIDE ELEVATION

EXISTING WALL
 SUBSTRUCTURE BY OTHERS
 U/B 7038 Aluminum U-Bracket with Bolt, washer and nut
 FPI 7038/3.5 Cladding 2 Channels Thick Al

SUB-DETAIL
 2AL HCUB 2.5
 N.T.S

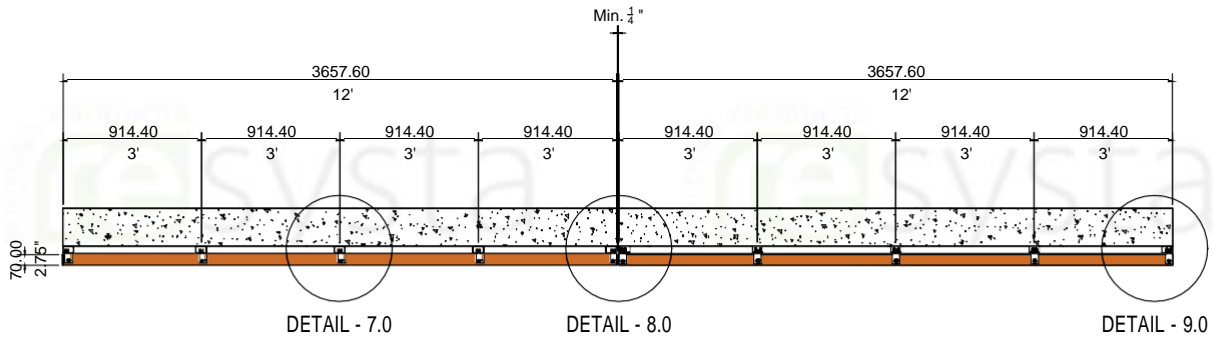
DETAIL - 6.0

DIMENSION LEGEND	
Millimeter (mm)	Inches (") / Foot (')

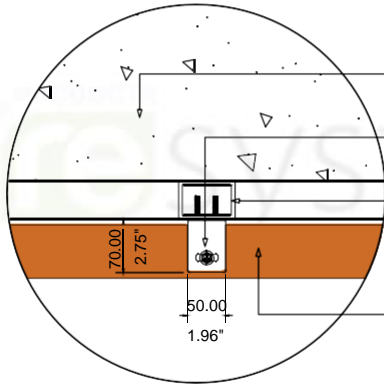


NOTE
 THIS DRAWING AS AN INSTRUMENT OF SERVICE, IS THE PROPERTY OF RESYSTA AND AS SUCH MUST NOT BE REPRODUCED OR COPIED IN PART OR IN WHOLE WITHOUT THE PERMISSION OF THE AUTHOR.

TITLE	SHEET CONTENT	CONTINENT
2AL AL - U BRACKET HORIZONTAL CLADDING SUB-DETAIL	SIDE ELEVATION	RESYSTA ASIA
	DETAIL-6.C	
SPECIFICATION	DRAWING NO.	DATE
TYPICAL DRAWING DETAIL	2AL-HCUB-2.5	27.02.23
	CAD BY: C.R.E	CHECKED BY:

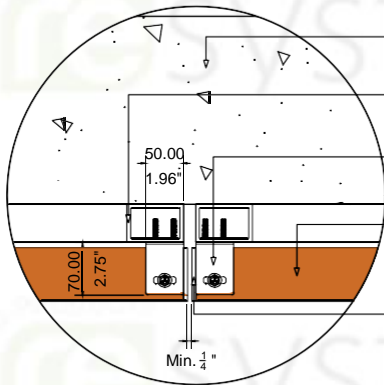


MULTI-BOARD TOP VIEW



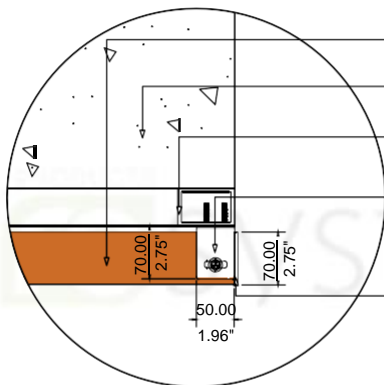
DETAIL - 7.0

- EXISTING WALL
- U/B 7038 Aluminum U-Bracket with Bolt, washer and nut
- SUBSTRUCTURE BY OTHERS
- FPI 7038/3.5 Cladding 2 Channels Thick Al



DETAIL - 8.0

- EXISTING WALL
- SUBSTRUCTURE BY OTHERS
- U/B 7038 Aluminum U-Bracket with Bolt, washer and nut
- FPI 7038/3.5 Cladding 2 Channels Thick Al
- Hollow Cap



DETAIL - 9.0

- FPI 7038/3.5 Cladding 2 Channels Thick Al
- EXISTING WALL
- SUBSTRUCTURE BY OTHERS
- U/B 7038 Aluminum U-Bracket with Bolt, washer and nut
- Hollow Cap

SUB-DETAIL
2AL HCUB 2.6

N.T.S

DIMENSION LEGEND	
	Millimeter (mm)
	Inches (") / Foot (')



NOTE

THIS DRAWING AS AN INSTRUMENT OF SERVICE, IS THE PROPERTY OF RESYSTA AND AS SUCH MUST NOT BE REPRODUCED OR COPIED IN PART OR IN WHOLE WITHOUT THE PERMISSION OF THE AUTHOR.

TITLE	SHEET CONTENT	CONTINENT
2AL AL - U BRACKET HORIZONTAL CLADDING SUB-DETAIL	MULTI-BRD TOP VIEW	RESYSTA ASIA
	DETAIL-7.0	
	DETAIL-8.0	
SPECIFICATION	DETAIL-9.0	DATE
	DRAWING NO.	27.02.23
	TYPICAL DRAWING DETAIL	CAD BY: C.R.E.
		CHECKED BY: