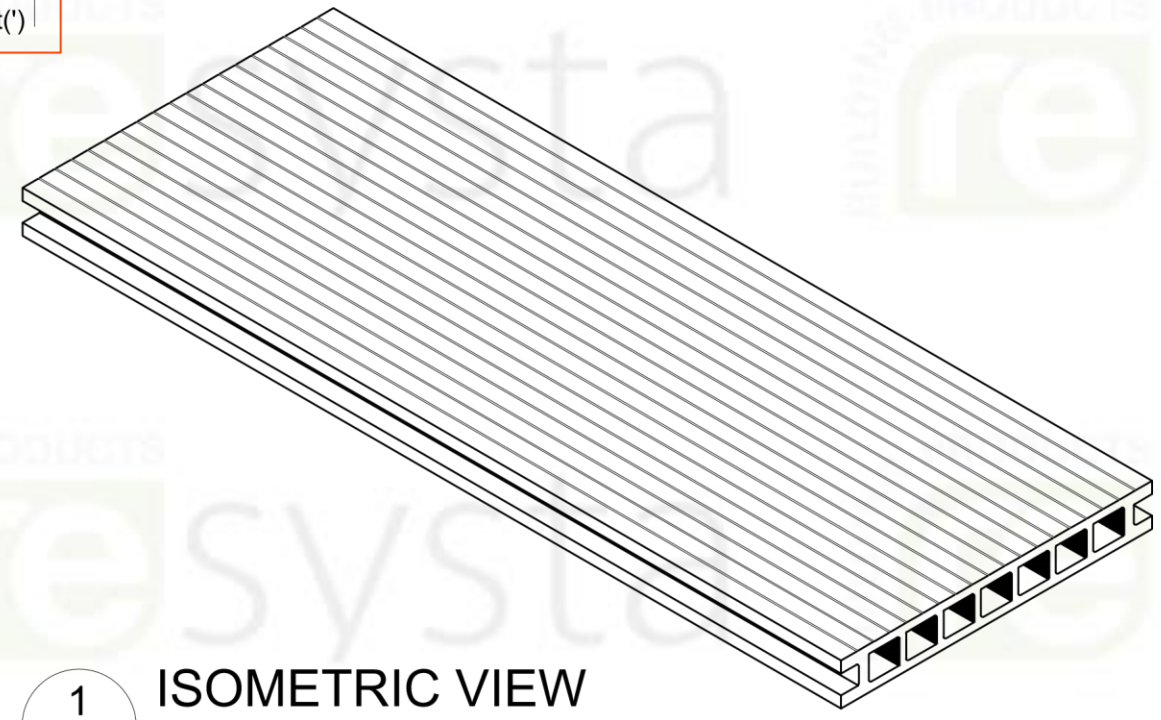



DIMENSION LEGEND
 Millimeter (mm)
 Inches(") / Foot(')

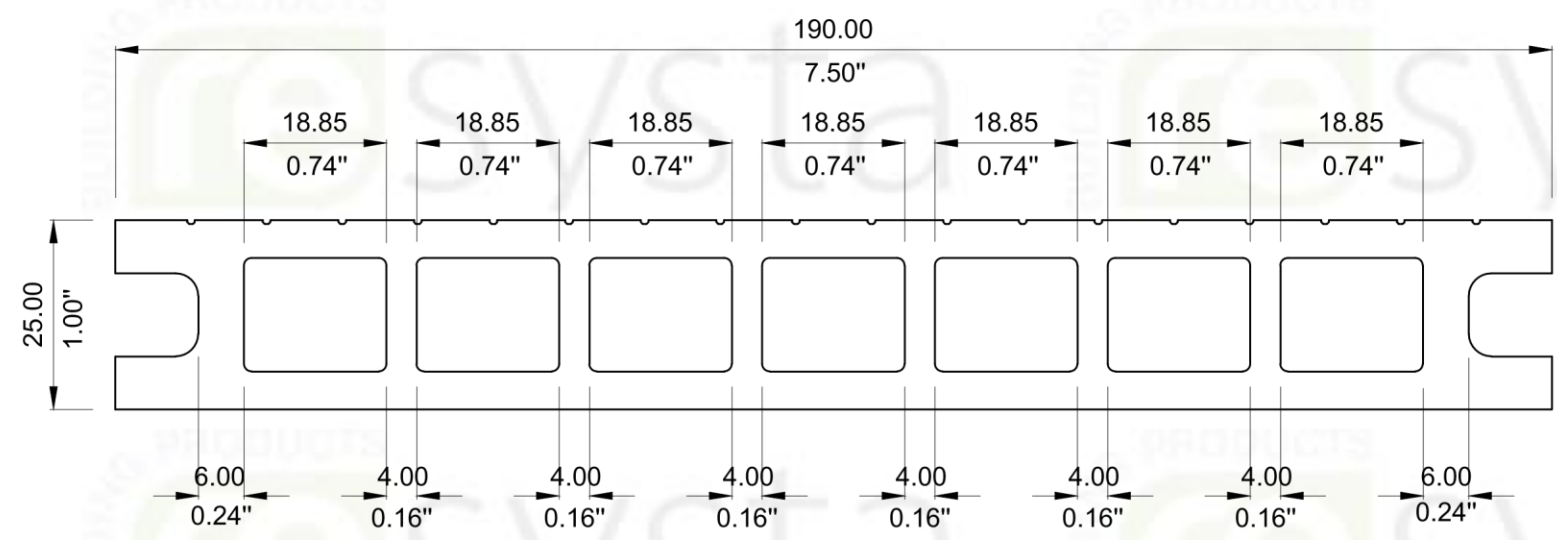


1 ISOMETRIC VIEW
 D-3 SCALE 1:4



3 PLAN
 D-3 SCALE 1:2

4 SIDE ELEV.
 D-3 SCALE 1:2



2 FRONT ELEVATION
 D-3 SCALE 1:1



NOTE
 THIS DRAWING AS AN INSTRUMENT OF SERVICE, IS THE PROPERTY OF RESYSTA AND AS SUCH MUST NOT BE REPRODUCED OR COPIED IN PART OR IN WHOLE WITHOUT THE PERMISSION OF THE AUTHOR.

TITLE
 DECKING HOLLOW PROFILE
 DKG 7.5/1

SPECIFICATION
 TECHNICAL DRAWING SPECIFICATION
 CAD BY: M.T.C. CHECKED BY: C.R.E.

SHEET CONTENT
 ISOMETRIC VIEW
 FRONT ELEVATION
 PLAN
 SIDE ELEVATION

SHEET SIZE
 A3
 DATE: 12.12.22
DRAWING NO.
 D-3
 REVISION: 0

CONTINENT
 RESYSTA ASIA