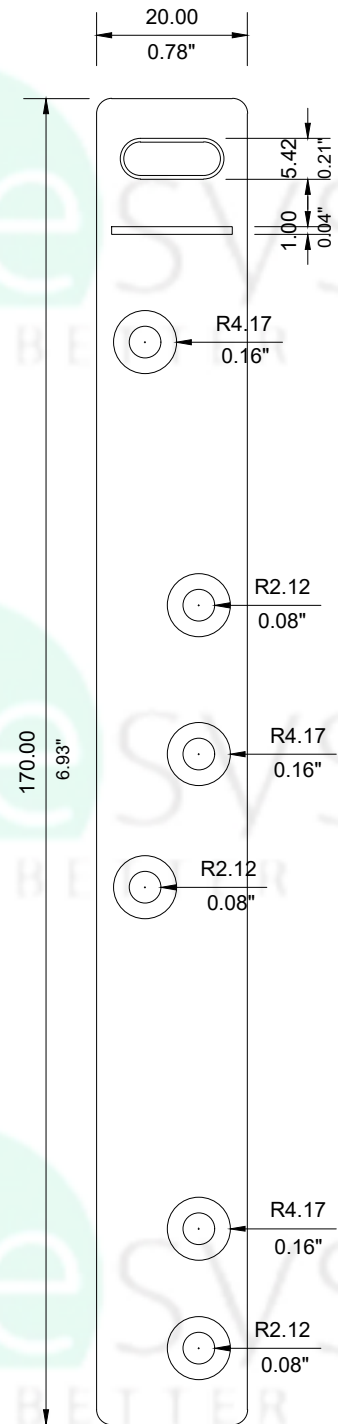
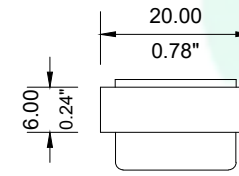


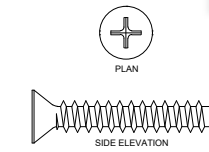
1 ISOMETRIC VIEW
HFL-1 SCALE



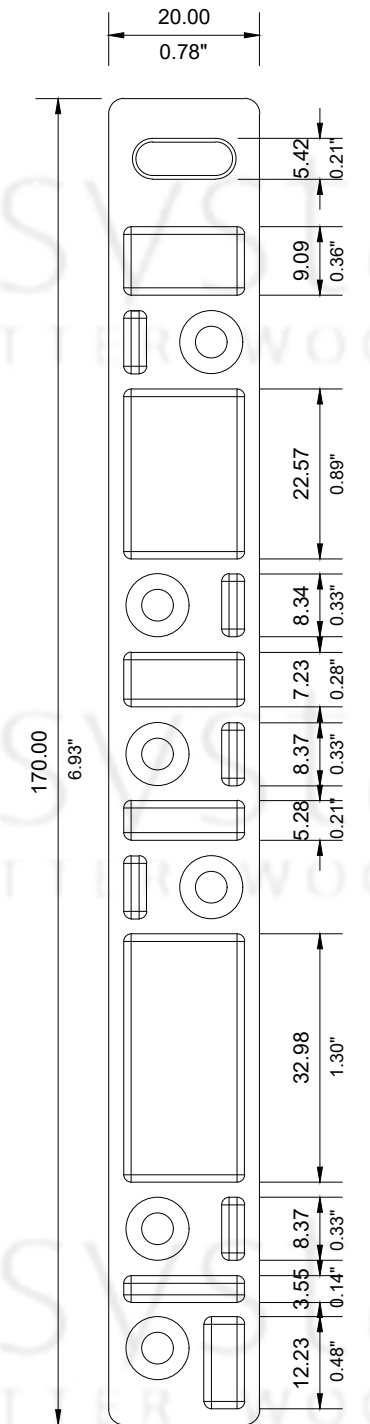
2 FRONT ELEVATION
HFL-2 SCALE



3 PLAN
HFL-3 SCALE



1 SCREW
S-1 SCALE



4 REAR ELEVATION
HFL-4 SCALE



NOTE
THIS DRAWING AS AN INSTRUMENT OF SERVICE, IS THE PROPERTY OF RESYSTA AND AS SUCH MUST NOT BE REPRODUCED OR COPIED IN PART OR IN WHOLE WITHOUT THE PERMISSION OF THE AUTHOR.

TITLE		SPECIFICATION		SHEET CONTENT		SHEET SIZE	DRAWING NO.
LONG FACADE HF CLIP RESCLIPHF		TECHNICAL DRAWING SPECIFICATION		ISOMETRIC VIEW	SCREW (PLAN & ELEV.)	A3	HF-L
				PLAN			
				FRONT ELEVATION		DATE	REVISION
				SIDE ELEVATION		08.10.22	0
CAD BY:	CHECKED BY:						
M.T.C.	C.R.E.						